



Millions Spent On Public Parks!



No Need To Travel To Downtown

In the greater Tampa Palms area alone, there are three wonderful public choices with a vast array of amenities, some found nowhere else in Tampa.

- ◆ The New Tampa Park - Tampa Palms North
- ◆ The New Rec Center - At New Tampa Park
- ◆ New Tampa Nature Park - TPOST 3

With a total cost to the City of Tampa and the Hills County School Board of more than \$8 Million dollars, the New Tampa Park & Rec Center offers a variety of amenities:

- ◆ 4 Softball fields
- ◆ 5 Soccer fields
- ◆ Concession stand
- ◆ Parking
- ◆ Recreation Center Focused on Gymnastics Support
- ◆ State of the Art Playground Facilities
- ◆ Meeting Rooms
- ◆ Skate Park
- ◆ Dog Park




A total of 40 acres of recreational opportunity that are



Play & Nature Available Nowhere Else In Tampa

Combining the beautiful native Florida landscape with picnic and play features, New Tampa Nature Park, located on the east side of TPOST 3, is a rare find. Recently upgraded at a cost of almost \$1 M, the park is a whole lot more than a walk in nature:

- ◆ Picnic facilities
- ◆ An elevated boardwalk /marsh walk
- ◆ Rock and rope playground climber,
- ◆ Zip line system
- ◆ 233 acres lined with soft paths




See page 8 for directions to both New Tampa Recreation Center and Park and New Tampa Nature Park.

Don't Forget Flatwoods Wilderness Park,

Just South of Hunters Green, this County park has nine



miles of asphalt multi-use trails, nature trails, single-track mountain bike trails, dirt roads, and canoe access to the Hillsborough River. For more information go online to: <http://www.tampagov.net/parks-and-recreation/programs/parks-and-facilities/greenways-and-trails/trail-maps/bruce-b-downs-trail#sthash.ensw6EiT.dpuff> Flatwoods

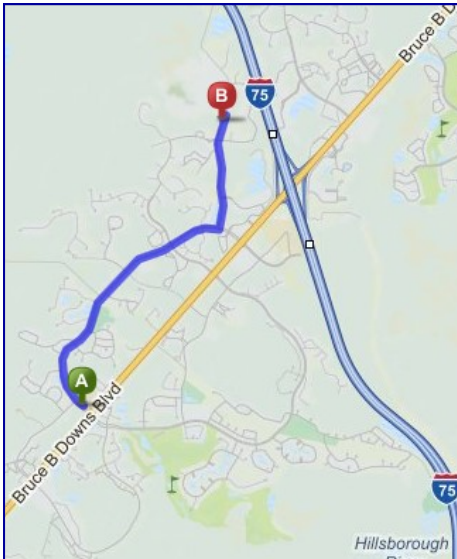


Tampa Palms Area Public Park Finder



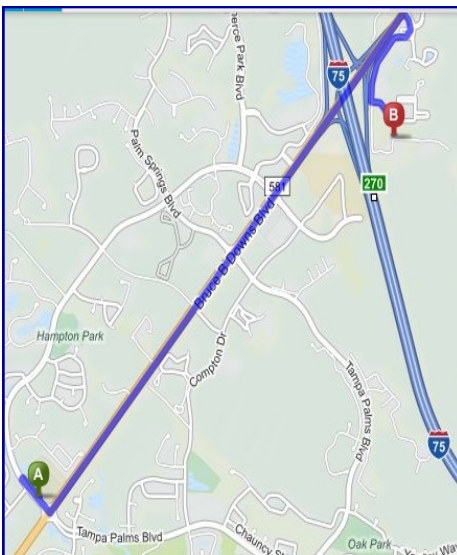
New Tampa Park, Dog Park and Recreation Center

- From City Plaza go right onto Tampa Palms Blvd and travel 2 miles.
- Turn left onto Commerce Park Blvd and travel .9 miles.
- Park is on the left.



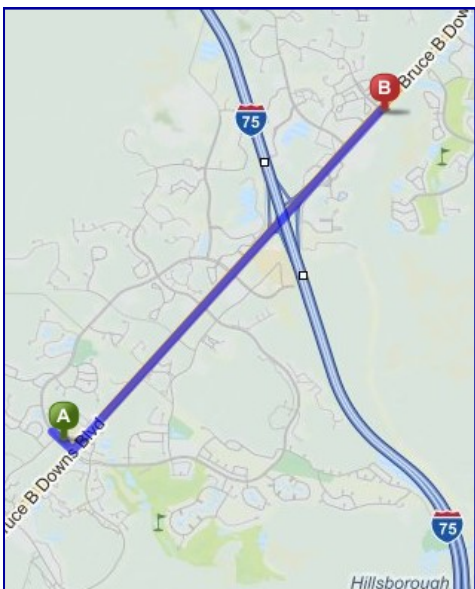
New Tampa Nature Park

- From City Plaza turn left onto BB Downs and travel 2.7 miles
- Turn right onto Donna Michelle Dr and travel, keeping to the right, to park entry .67 miles



Flatwoods Trails and Park

- From City Plaza turn left onto BB Downs and travel 3.3 miles.
- Entrance on the right.



Three beautiful public parks, all within 3.5 miles of the center of Tampa Palms.